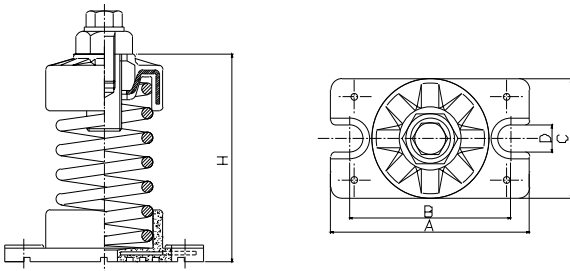
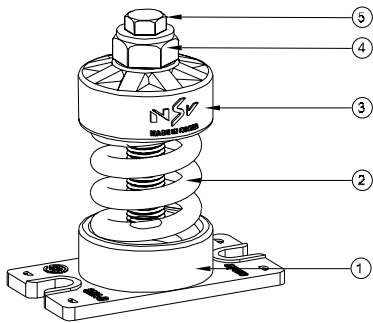


SMA Spring Mount (Deflection : 25mm)



■ Features

An open-spring mount is, in general, used together with the additional load base. It is easy to install and check; also its static deflection is visible to the naked eye. The spring is in between the upper cap and the bottom cap without any guide, and the bottom cap is mounted with the base plate having a hole for the anchor bolt. Plus, the steel plate is inserted inside the cap and at the top of the mount, there is a level-control bolt made up of the control bolt, cap, screw and washer. There is also a drain hole inside the bottom base, which facilitates drainage.

■ Usage

- ◆ For pump vibration isolator stand
- ◆ For ventilator
- ◆ For air conditioning units
- ◆ For equipment having a small horizontal reaction

■ Specification

No.	Name of Components	Material	Standard
1	Lower Spring Cap Base Plate	CR	KS M 6617
		SS400	KS D 3503
2	Coil Spring	SUP9	KS B 2402
		HSW3	KS B 2403
3	Upper Spring Cap	CR	KS M 6617
		SS400	KS D 3503
4	Level Bolt	SS400	KS B 1002
5	Cap Screw	SS400	KS B 1002

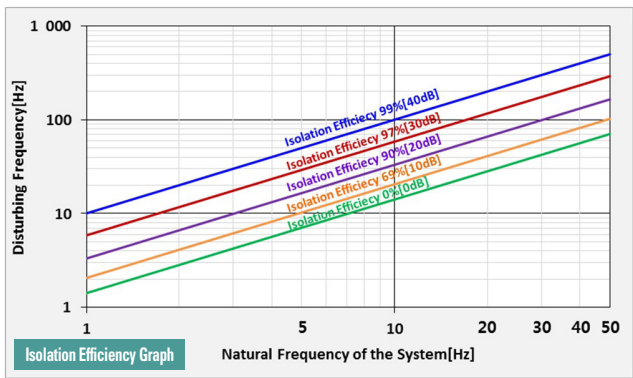
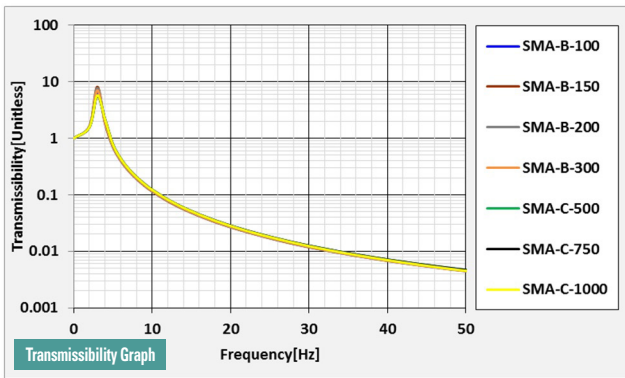
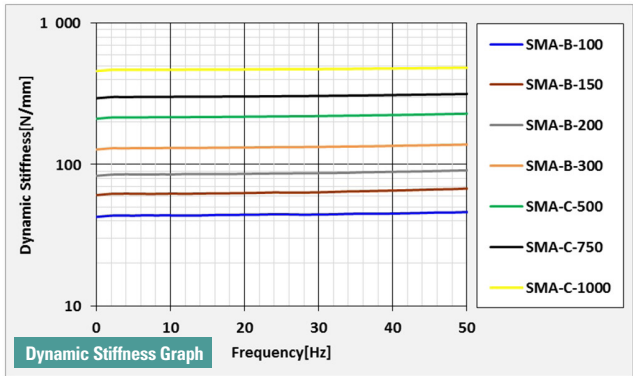
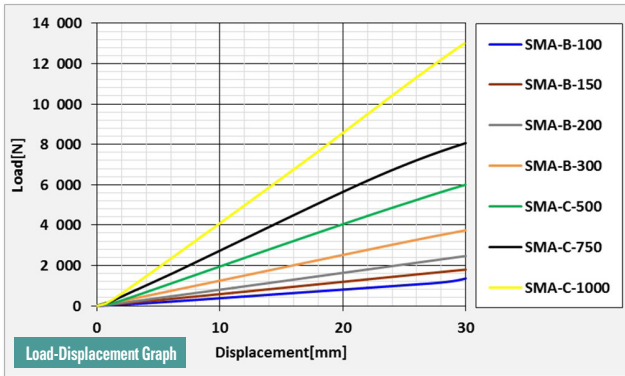
■ Dimension & Selection Guide

Type	Capacity (kgf)	Spring Constant (kgf/mm)	Weight (kg)	Color	Dimension(mm)						
					A	B	C	D	H	Level Bolt	Cap Screw
SMA-A-50	50	2.0	0.35	Red	90	74	53	12	94	M16 × 45	M10 × 25
SMA-A-75	75	3.0	0.39	Black							
SMA-A-100	100	4.0	0.41	Blue							
SMA-A-150	150	6.0	0.59	Brown							
SMA-B-100	100	4.0	1.10	Blue	130	100	70	13	128	M20 × 90	M12 × 25
SMA-B-150	150	6.0	1.12	Brown							
SMA-B-200	200	8.0	1.18	White							
SMA-B-300	300	12.0	1.34	Orange							
SMA-B-400	400	16.0	1.34	Pink	150	120	84	13	144	M20 × 90	M12 × 25
SMA-C-400	400	16.0	1.90	Pink							
SMA-C-500	500	20.0	2.00	Green							
SMA-C-600	600	24.0	2.08	Blue							
SMA-C-750	750	30.0	2.12	Black							
SMA-C-1000	1000	40.0	2.32	Yellow							
SMA-C-1200	1200	48.0	2.20	Red							

(NOTE) The mentioned size and scale can be altered to improve the quality performance and capacity of the product without any notice.

SMA Spring Mount (Deflection : 25mm)

■ SMA Test Data



■ Installation Features

