

VWM51/VWM52

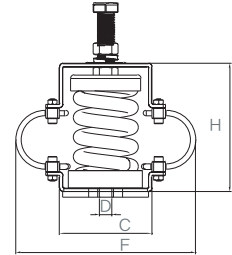
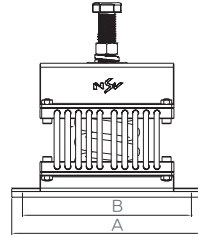
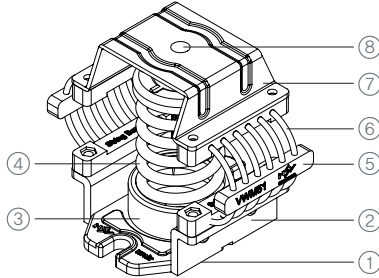
TYPE WIRE-SPRING MOUNT (정적변위 : 25mm/50mm)

제품의 특성

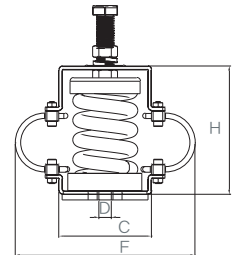
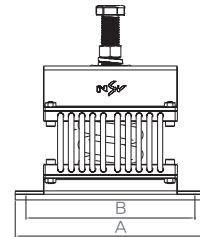
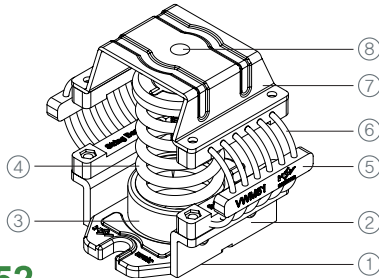
Coil Spring의 탄성과 Wire rope의 우수한 감쇠효과를 접목시킨 제품으로 진동 절연효과와 장비의 동적 안정성을 동시에 확보할 수 있는 제품이다. Wire Mount의 강성을 보완함으로써 고하중을 받을 수 있다.



VWM51



VWM52



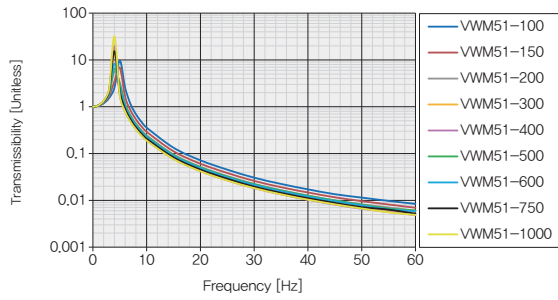
DIMENSION & SELECTION GUIDE BY LOADS

TYPE	적용하중 (kgf)	스프링 상수 (kgf/mm)	색상	Dimension(mm)						
				A	B	C	D	E	H	Leveling Bolt
VWM51-100	100	4.0	Blue	138	108	89	13	170	145	M16 × 80
VWM51-150	150	6.0	Brown							
VWM51-200	200	8.0	White							
VWM51-300	300	12.0	Orange							
VWM51-400	400	16.0	Pink							
VWM51-500	500	20.0	Green	192	162	112	13	180	160	M20 × 90
VWM51-600	600	24.0	Blue							
VWM51-750	750	30.0	Black							
VWM51-1000	1000	40.0	Yellow							
VWM51-1200	1200	48.0	Red							
VWM51-1500	1500	60.0	Brown							
VWM52-100	100	2.0	Blue							
VWM52-150	150	3.0	Brown							
VWM52-200	200	4.0	White							
VWM52-300	300	6.0	Orange							
VWM52-400	400	8.0	Pink							
VWM52-500	500	10.0	Green							
VWM52-600	600	12.0	Blue							
VWM52-750	750	15.0	Black							
VWM52-1000	1000	20.0	Yellow							
VWM52-1200	1200	24.0	Red							
VWM52-1500	1500	30.0	Brown							

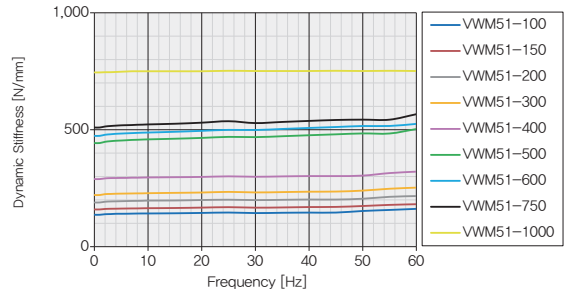
(NOTE) 본 규격 및 치수는 제품의 성능 및 품질개선을 위해 사전 예고 없이 변경 될 수 있습니다.

VWM51

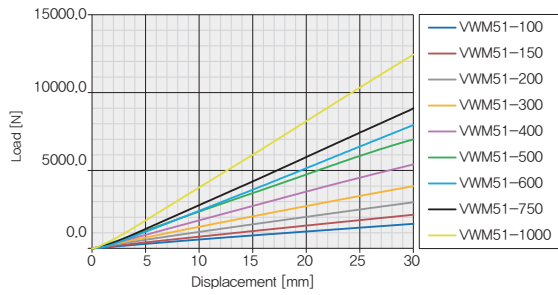
전달율 Graph



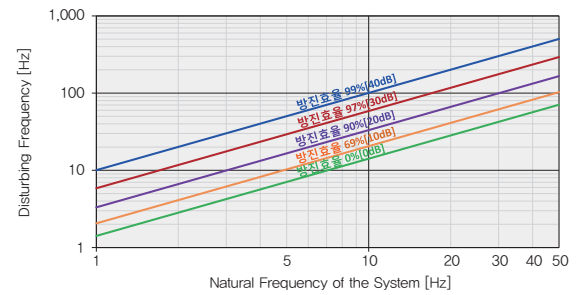
동강성 Graph



하중-변위 Graph

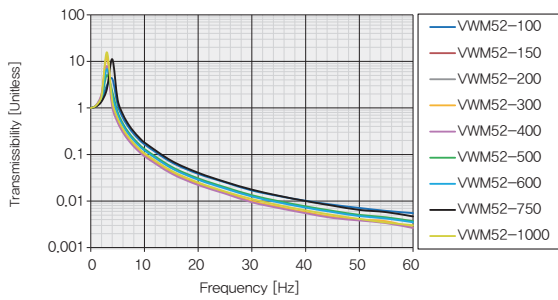


방진효율계산서

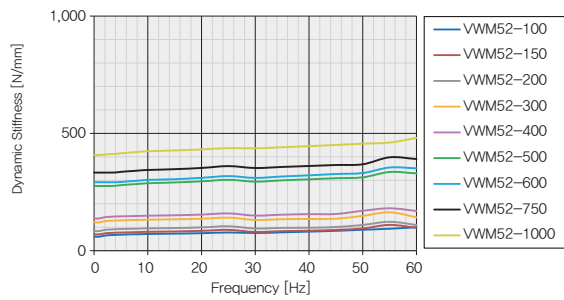


VWM52

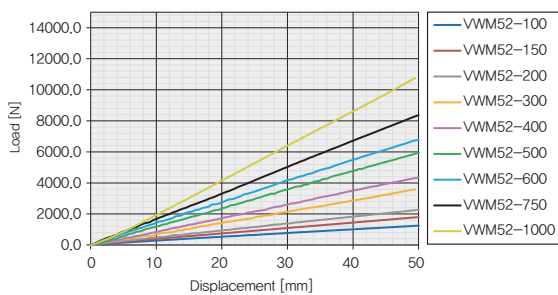
전달율 Graph



동강성 Graph



하중-변위 Graph



방진효율계산서

